

4100. 8. 2

INSTRUCTIONS

FOR

FITTING AND WEARING THE EQUIPMENT,
BANDOLIER, PATTERN 1903.

WAR OFFICE, 1904



LONDON:

PRINTED FOR HIS MAJESTY'S STATIONERY OFFICE,
BY HARRISON AND SONS, ST. MARTIN'S LANE,
PRINTERS IN ORDINARY TO HIS MAJESTY.And to be purchased, either directly or through any Bookseller, from
EYRE & SPOTTISWOODE, EAST HARDING STREET, FLEET STREET, E.C.;
or OLIVER & BOYD, EDINBURGH;
or E. PONSONBY, 116, GRAPTON STREET, DUBLIN.*Price Two pence.*

MILITARY BOOKS.

Published by



Authority.

LONDON:

PRINTED FOR HIS MAJESTY'S STATIONERY OFFICE.

SOLD BY

HYRE AND SPOTTISWOODE, EAST HANDED STREET, LONDON, E.C.

OLIVER AND BOYD, EDINBURGH.

B. PONSONBY, 115, GRAFTON STREET, DUBLIN.

ARMY REGULATIONS:—

ARMY. PAY. APPOINTMENT, PROMOTION, AND NON-EFFECTIVE PAY OF THE. Royal Warrant. 1900. Price 1s.

ALLOWANCES OF THE ARMY. Regns. 1903. Price 1s.

CLOTHING OF THE ARMY. Regns. Part I. Regular Army. 1904. Price 1s. Part II. Militia. 1904. Price 6d.

KING'S REGNS. AND ORDERS FOR THE ARMY.

Provisional Edition. 1901. Price 1s. 6d.

DRESS REGNS. FOR OFFICERS OF THE ARMY.

(Including the Militia.) 1903.

(In the press.)

DITTO. AMENDING REGNS. Staff. 1901. Price 1d.

EQUIPMENT OF THE ARMY. Regns. Part I. 1902. Price 1s.

Part 2. Details:—Sections—I. Infantry. 1904. Price 4d. II. Cavalry. 1899. Price 6d. III. Army Service Corps. 1904. Price 3d. IV. Army Ordnance Store Corps. 1898. Price 2d. V. Army Medical Corps. 1903. Price 2d. VI.-IX. Colleges and Prisons. 1898. Price 2d. VIIc. Training Schools Depot, R.A.M.C. 1902. Price 2d. X. Engineers. 1902. Price 6d. XI. (a) Horse Artillery, with B.L. 12-pr. 6 cwt. 1904. Price 6d. (b) Field Artillery, with Q.F. 15-pr. 1904. Price 6d. (c) Field Artillery, with B.L. 15-pr. 1904. Price 6d. (d) Field Artillery, with B.L. 5-inch Howitzer. 1904. Price 6d. (e) Horse and Field Artillery Staff and Depôts, with 12-pr. 6 cwt. and B.L. 15-pr. 1904. Price 6d. XII. Garrison Artillery. Price 5s. 6d. XIII. Staff Units in Time of War. Price 2d. XIV. Heliograph Depot at Base. Price 2d. XV. Mounted and Dismounted Company of Army Signallers in Time of War. Price 2d. XVI. Militia. 1899. Price 6d. XVII. Yeomanry. 1903. Price 6d.

RECRUITING FOR THE REGULAR ARMY, MILITIA, AND IMPERIAL YEOMANRY. Regns. 1903. Price 6d.

ARMY SERVICE CORPS:—

STANDING ORDERS. 1895. Price 1s. 6d.

SUPPLY HANDBOOK. 1904. Price 1s. 6d.

TRAINING. (Provisional.) 1903. Price 1s.

ARMY ORDERS. Regns. and Instructions Promulgated to the Army. Monthly. Price 3d.

WAR OFFICE LIST. 1903. Sold by Harrison & Sons, 59, Pall Mall, S.W. Price 5s. net.

AMMUNITION. Treatise on. 1902. Price 6s.

BARRACKS. Care of. Instructions in. 1901. Price 9d.

CARRIAGES. MILITARY. Treatise on. 6th Edit. Price 10s. 6d.

CAVALRY TRAINING. (Provisional.) 1904. Price 1s.

YEOMANRY. IMPERIAL. Training. 1903. Price 6d.

Do.

Do.

Regulations. 1903. Price 1s.

CHIROPODY. Manual of. By M. Louis HUGHES, Capt., R.A.M.C. Edited by W. DICK, Major, R.A.M.C. Price 3d.

MILITARY BOOKS, published by Authority—continued.

- ARMOURERS.** Instructions for. 1904. Price 1s. 6d.
- ARTILLERY TRAINING:—**
- FIELD.** 1904. Price 1s.
- GARRISON.** Vol. I. 1902. Price 6d. Vol. II. 1904. Price 6d. (Provisional). Vol. III. 1902. Price 1s.
- HEAVY.** 1904. Price 6d. (Provisional.)
- SIEGE.** 1901. Price 9d.
- ARTILLERY. MUSEUM OF.** In the Rotunda, Woolwich. Catalogue of. 1899. Price 1s. 6d.
- ARTILLERY KIT PLATES.** Nos. 1 to 10. Price 2d. each.
- ARTILLERY AND RIFLE RANGES ACT, 1885, AND MILITARY LANDS ACT, 1892.** Bye-laws made by the Secretary of State for War, with the consent of the Board of Trade. 8vo. Price 1d. each.
- Aldeburgh Artillery Ranges. Ash Rifle Ranges, Aldershot Camp. Landguard: Foreshore and Sea at. Inchkeith Battery. Kinghornness. Landguard, Lydd, and Dungeness Ranges. Middlewick Rifle Range. Millbrook Rifle Range. Orchard Portman Rifle Range. Paul Point Battery. Salisbury Plain: Artillery Ranges (Price 4d.). Scarborough. Scraps Gate Rifle Ranges. Shoeburyness Ranges. Southwold Foreshore and Sea Area. Strensall. Warden Point Battery and Hurst Castle Artillery Practice Ranges. Wash: Foreshores of the. Whitehaven Battery, Cumberland.
- BICYCLES.** Care and Preservation of. 1904. Price 2d.
- CYCLIST TRAINING.** 1902. (Provisional). Price 2d.
- ENGINEERING. MILITARY.** Instruction in. Compiled at the School of Military Engineering.
- Part 1.—Field Defences. Seventh Edition. 1902. Price 1s. 6d.
- Part 2.—Attack of Fortresses. 1896. Price 1s. 3d.
- Part 3.—Military Bridging and Use of Spars. Fifth Edition. Price 1s. 6d.
- Part 4.—Mining and Demolition. Fifth Edition. 1901. Price 1s. 6d.
- Part 5.—Miscellaneous. 1897. Price 1s. 6d.
- Part 6.—Military Railways. 1898. Price 4s.
- ENGINEERING. MILITARY. Manual.** (Provisional.) Price 1s.
- ENGINEER KIT PLATES.** Nos. 3 to 7. 1893. Nos. 1, 2, and 8. 1895. Price 1d. each.
- ENGINEER SERVICES.** Regns. 1895. Price 2s.
- ENGINEERS. FIELD. Drill.** 1899. Price 2s.
- ESTABLISHMENTS. WAR.** 1898. Price 1s. 6d.
- FORTIFICATION AND MILITARY ENGINEERING.** Text Book. Part II. (1894.) Price 4s.
- HYDRAULICS FOR GARRISON ARTILLERY.** Manual of. 1895. Price 4s. 6d.
- INFANTRY. Drum and Flute Duty.** 1887. Price 2s.
- INFANTRY TRAINING.** (Provisional.) 1902. Price 1s.
- INFANTRY. MOUNTED.** Regns. Price 9d.
- Do. Do. **TRAINING.** 1904. (Provisional.) Price 6d.
- LAW. MILITARY. Manual.** 1899. Price 2s.
- MANŒUVRES.** Notes on. Price 2s.
- MECHANISM AS APPLIED TO ARTILLERY.** Notes on. By Captain S. R. von Dönnig, R.A. 1902. Price 1s.
- MEDICAL CORPS. ROYAL ARMY:—**
- ADMISSION.** Regns. for. May, 1902. Price 1s.
- MANUAL.** 1904. Price 9d.
- EXTRACT FROM.** Sec. II. Drills and Exercises. Price 3d.
- MEDICAL CORPS. ROYAL ARMY. AND QUEEN ALEXANDRA'S IMPERIAL MILITARY NURSING SERVICE.** Standing Orders for. 1903. Price 1s.
- MEDICAL SERVICES. ARMY. Advisory Board for.** Treatment of Venereal Diseases and Scabies. First Report. Price 1s. 6d.
- MOBILIZATION REGNS.** 1898. Price 4d.
- MUSKETRY REGNS.** (Provisional) 1903. Price 9d.

MILITARY BOOKS, published by Authority—continued.

ORDNANCE COLLEGE:—

REGNS. 1901. Price 1s. 6d.

TWENTY-THIRD ADVANCED CLASS. Report on. Price 1s.

FIFTH ORDNANCE COURSE. Report on. Price 1s.

ORDNANCE SERVICES. ARMY. Regns. 1902. Price 1s.

ORDNANCE SERVICE. Treatise on. 1900. Price 10s.

PATHOLOGICAL SPECIMENS IN THE MUSEUM OF THE ARMY MEDICAL DEPARTMENT, NETLEY. Catalogue. 1892. Price 5s.

RAILWAYS DURING THE WAR IN SOUTH AFRICA. 1899-1902. Price 4s.

RATIONS. SOLDIERS'. Lecture on the Mode of Provision and Inspection of. 1898. Price 1d.

SADDLES AND COLLARS. Sore Backs and Shoulders. A Manual of. By Veterinary Major F. SMITH. Third Edition. Price 1s.

FIELD SKETCHING AND RECONNAISSANCE. Manual of. Price 1s. 6d.

TOPOGRAPHY. MILITARY. Text Book of. Part II. Price 1s. 6d.

TRUMPET AND BUGLE SOUNDS FOR THE ARMY. 1903. Price 1s.

VETERINARY SERVICES. ARMY. Regns. 1900. Price 6d.

VOLUNTEER FORCE:—

REGNS. 1901. Amended to July, 1904. Price 1s.

CORPS. Purchase of Land by. 1893. Price 2d.

Do. Cash Accounts. Price 1d.

IN BRIGADE AND REGIMENTAL CAMPS, or when encamped with the Regular Forces. Orders, &c., for. May, 1902. Price 1d.

STEAM ENGINES AND BOILERS. Management of. Notes and Memoranda on the. 1899. Price 1d.

STORES. Priced Vocabulary of. 1902. Price 5s. Woolwich Sections. 1903. Price 2s. 6d.

ARTIFICERS. MILITARY. Handbook. 8th Edit. Price 1s. 6d.

ELECTRICITY AND MAGNETISM. Text Book of. Price 9s.

EXPLOSIVES. SERVICE. Treatise on. 1895. Price 2s.

GUNNERY. Text Book. 1902. Price 3s.

GUN. Handbooks, viz.:—

64-PR., R.M.L., Converted, of 58 and 74 cwt. 1902. Price 9d.

40-PR., R.B.L., of 32 and 35 cwt., on Travelling Siege Carriage and 6-Foot Parapet Carriage. (Movable Armament and Volunteer Batteries of Position.) 1899. Price 6d.

20-PR., R.B.L., of 18 cwt., on Travelling Carriage. (Movable Armament and Volunteer Batteries of Position.) 1899. Price 1s.

16-PR., R.M.L., of 12 cwt. 1903. Price 1s.

15-PR., B.L. (Mark I.) (Field Batteries.) 1900. Price 1s.

13-PR., R.M.L., of 8 cwt. (Movable Armament.) 1900. Price 1s.

12-PR., of 12 cwt. **Q.F.** (Land Service.) 1903. Price 9d.

9-PR., R.M.L., of 6 cwt. and 8 cwt. (Movable Armament.) 1901. Price 1s.

7-PR., R.M.L., of 150 LB. (Mark III.) and 200 LB. (Mark IV.) 1899. Price 2s. 6d.

6-PR. Hotchkiss. Q.F. (Land Service.) 1903. Price 6d.

3-PR. Hotchkiss. Q.F. (Land Service.) 1903. Price 6d.

6-PR. Nordenfält. Q.F. (Land Service.) Price 1s.

8-PR. Nordenfält. Q.F. (Land Service.) 1903. Price 9d.

1-PR. Q.F. 1902. Price 1s. 6d.

12-5-inch, R.M.L., of 38 tons. (Marks I and II.) 1899. Price 1s. 6d.

INSTRUCTIONS

FOR

FITTING AND WEARING THE EQUIPMENT, BANDOLIER, PATTERN 1903.

WAR OFFICE, 1904.

LONDON:

PRINTED FOR HIS MAJESTY'S STATIONERY OFFICE,
BY HARRISON AND SONS, ST. MARTIN'S LANE,
PRINTERS IN ORDINARY TO HIS MAJESTY.

And to be purchased, either directly or through any Bookseller, from
EYRE & SPOTTISWOODE, EAST HARDING STREET, FLEET STREET, E.C.4;
or OLIVER & BOYD, EDINBURGH;
or E. PONSONBY, 116, GRAFTON STREET, DUBLIN.

Price Twopence.

(Wt. 12753 8000 9 04—II & S 3297)

INSTRUCTIONS FOR FITTING AND WEARING THE EQUIPMENT, BANDOLIER, PATTERN 1903.

The equipment consists of :—

(1) Belt, waist	1
(2) Pockets, cartridge—						
15-round	2
10-round	2
(3) Bandolier, 50-round	1
(4) Haversack....	1
(5) Waterbottle and strap	1
(6) Mess tin and cover	1
(7) Carrier, coat, web	1
(8) Straps, coat	2

DESCRIPTION.

1. *Belt, waist.*—Until present stock is used up the Belt, waist, buff, G.S., will be used ; afterwards a plain brown leather belt will be issued. The latter is a brown strap, 2½ inches wide, with a removable buckle.

2. *Pockets, cartridge.*—These are made of brown leather in one piece, riveted together, with a loop at the back through which the belt is passed. The 15-round pocket is rectangular in shape, and is designed to hold the cartridges in chargers, two with points of bullets down and one with points up, the latter being sandwiched between the former. The 10-round pocket is conical in shape and the cartridges in chargers are inserted bullets point down. Each 10-round pocket has a strap inside by which the front charger is secured by buttoning the point of this strap on to the stud on front of pocket. Each 15-round pocket has a brass dee at back for taking the hook of shoulder straps of the great coat carrier.

3. *Bandolier.*—Brown leather with five 10-round cartridge pockets riveted on the front. There is a triangular-shaped

brass fitting for regulating size of bandolier on which a strap for steadying the bandolier is secured (see photograph No. 6).

4. *Haversack*.—Is a canvas bag of the colour of the service dress, with a small pocket sewn on back end to take the emergency ration. The band is similar to that now in service.

NOTE.—This haversack is intended for carrying food and not articles of kit, &c.

5. *Waterbottle and Strap*.—Either of the existing service patterns Mark IV (paragraph 7955, "List of Changes in War Matériel" or Mark V (paragraph 11460, "List of Changes in War Matériel") will be used.

6. *Mess Tin and Cover*.—The mess tin is of the "D" shaped pattern now in the Service, with canvas cover of the colour of the Service dress. This cover forms a bag into which the tin is inserted and secured by a "lid" buttoning over it. By unbuttoning this lid the mess tin can be extracted without removing the cover from the belt. On the flat side of the cover are two leather keepers through which the belt is passed, and on the upper inner top edge is a brass ring (for use see later).

7. *Carrier, Coat, Web*.—This consists of—

- (A) Two web straps with hooks on front ends.
- (B) Metal adjusting slides.
- (C) Securing buckles.
- (D) Web cross piece.
- (E) Steadying strap with brass hook (see photographs Nos. 5 and 7).

8. *Strap, Great Coat, Brown Leather*.—The existing buff coat straps will be used up, then similar straps in brown leather will be provided.

METHOD OF WEARING EQUIPMENT. — MARCHING ORDER.

(See Photographs Nos. 1 to 4.)

9. Belt round waist with—

- (a) Mess tin in middle of back.
- (b) Bayonet in frog on left side.
- (c) Tin in cover, for foot grease and rifle oil on right rear.
- (d) Four cartridge pockets—one 15-round and one 10-round on each side, the 10-round pocket to the front.

10. Haversack suspended from right shoulder on to left side under belt and as far to the rear as possible.

11. Waterbottle on right side suspended from left shoulder and under belt.

12. Bandolier on left shoulder, pockets in front.

13. Great coat in carrier on back over the bandolier, the web straps passing to the front over the shoulders, and hooking into dees of each 15-round pocket. Top of coat should be level with top of shoulders.

TO FIT THE EQUIPMENT.

14. *Belt* (buff pattern).—Having adjusted to correct size, remove the locket and adjusting buckles, if necessary, then—

- (e) Slide mess tin in cover to middle, keepers inside.
- (f) Next slide on the bayonet frog in the usual way.*
- (g) Then tin in cover, for foot grease and rifle oil on right rear.
- (h) Then slide on the pockets: one 15-round and one 10-round on each side—the 15-round pockets first.

Now restore the adjusting buckles and locket, and secure the belt in the usual manner.

If the positions for adjusting buckles and cartridge pocket coincide, the buckle should be placed in between the two pockets or in front of them, as the case may be. After placing on the locket, the end turned back should be passed through the keeper on ammunition pocket. If, owing to the thickness of the buff belts or the tightness of the pockets, this is not possible, pass the end direct to the buckle and secure it.

The articles are placed on the new brown leather belt in the same order, and adjustments for size are made with the buckle which should come in the centre of the body.

15. *Haversack*.—The size of haversack sling is regulated by the slide in the usual way. When in position the top of the bag should be on a level with the cross-piece of the bayonet, and outside it.

16. *Waterbottle*.—The waterbottle is worn under the belt with the buckle of shoulder strap to rear, the web portion being on top of shoulder.

17. *Bandolier*.—The bandolier is adjusted by buckles on front and back so that the ammunition pockets do not impede the freedom of the right arm, or the sloping of the rifle on left shoulder.

18. *Coat Carrier and Coat*.—The carrier will be issued with the loops already formed to receive the coat, which will be folded 15 inches long by 9 inches deep, and placed one end in each loop. The size of loops and also length of web braces is regulated by shifting the adjusting slides (*B*), and the coat secured by pulling each shoulder strap (*A*)—(*A*) through buckle (*C*). The more the

* When stock of Frogs, buff, G.S., and scabbard, bayonet, 1888 pattern, are used up, the scabbard detailed in para. 11181 L. of C., with loop scabbard riveted on, then that in para. 11811 will be issued.

straps are pulled the tighter they are held gripping round the coat. The buckle is released by lifting web tab stitched on buckle, the coat is then free.

The length of the steadying strap (*E*) having been previously regulated by means of the brass slide, the coat is placed on the back, the straps passed over the shoulders and down the front, and hooked one each into the 15-round pockets. The right-hand strap is passed under the bandolier, the left-hand one over the bandolier.

The coat is steadied on the back by hooking the steadying strap (*E*) into the brass ring on inner top edge of mess tin cover (see photographs Nos. 3 and 4). When properly in position, this steadying strap should lie parallel to back. The position is exaggerated in photograph in order to show how it is fitted.

NOTES.

19. The arrangement of the equipment for the various Orders of Dress will be as follows :—

Marching Order—(Service Dress). As above.

Review Order—(Full Dress).

Waistbelt, bayonet and scabbard.

Great coat on back of belt. One 10-round car- } When
tridge pocket. Haversack and waterbottle } ordered.

Drill Order—(Service Dress).

Waistbelt with two 10-round cartridge pockets, bayonet and scabbard. Bandolier.

Haversack, waterbottle. Great coat on belt ... { When
ordered.

20. To carry the great coat on the waist belt, the coat should be rolled about 15 inches long; great coat straps should be fastened round it in two places, at about 3 inches from each end; the belt, either buff or brown leather, can then be passed through these and buckled round the waist.

21. The equipment should be adjusted so as to give the utmost freedom for breathing. The object of securing the coat carrier straps to the rearmost cartridge pocket is to take pressure off the chest, and also to check any tendency of the coat to cause the waist belt to be drawn upwards in the front.

22. The cartridge pockets should be worn well over the hips in order not to impede a man lying flat when in the prone position.

LONDON:

PRINTED FOR HIS MAJESTY'S STATIONERY OFFICE,
BY HARRISON AND SONS, ST. MARTIN'S LANE,
PRINTERS IN ORDINARY TO HIS MAJESTY.



No. 1.

MARCHING ORDER—FRONT VIEW.



No. 2.

MARCHING ORDER—BACK VIEW.




No. 3.

MARCHING ORDER—RIGHT SIDE VIEW.

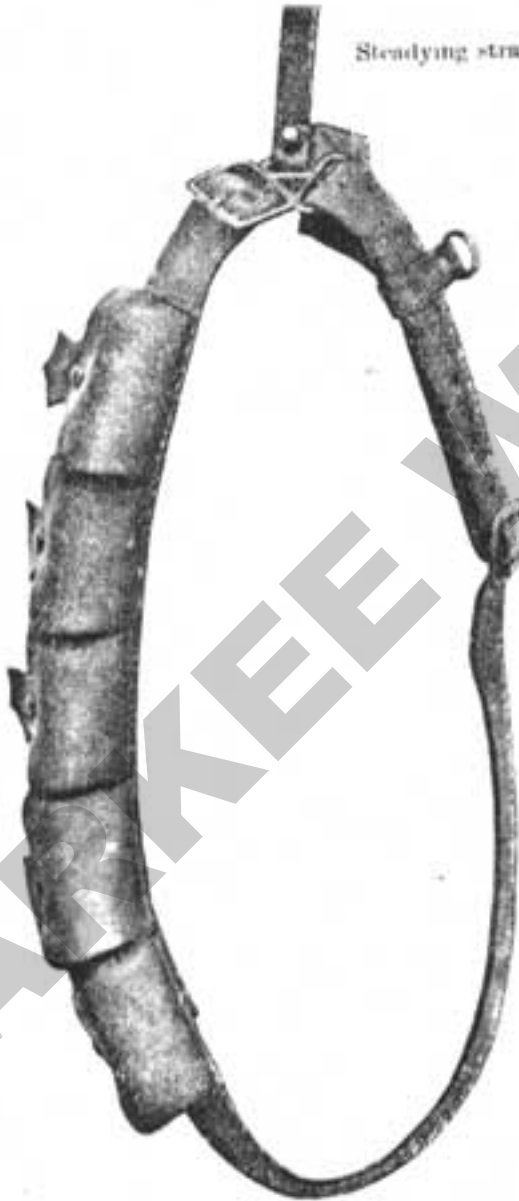


NO. 4.

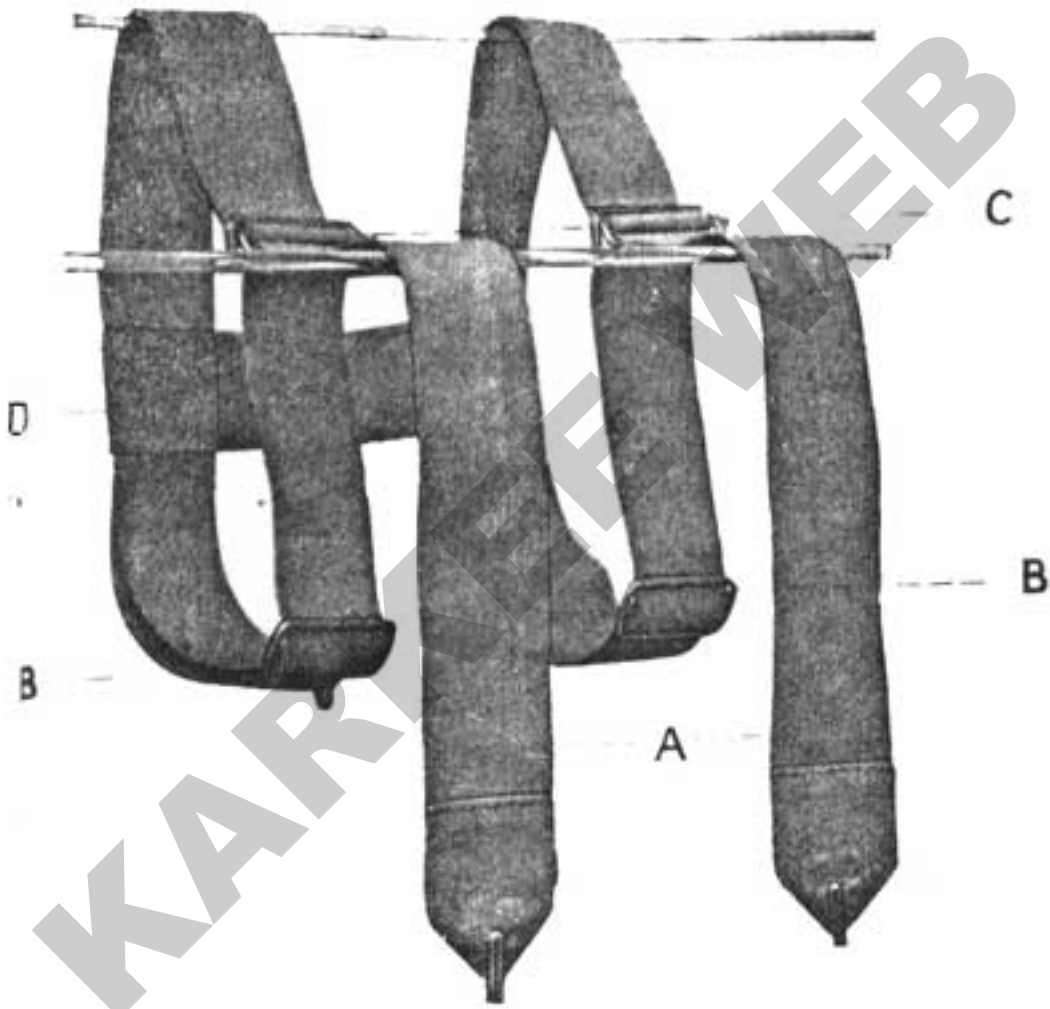
MARCHING ORDER—LEFT SIDE VIEW.



Steadying strap.



No. 6.



No 7