

N^o 14,059



A. D. 1903

Date of Application, 24th June, 1903

Complete Specification Left, 19th Mar., 1904—Accepted, 23rd June, 1904

PROVISIONAL SPECIFICATION.

Improvements in Cartridge Holders and in Equipments for use therewith

ARNOLD. ROBINSON BURROWES, Captain Royal Irish Fusiliers, Glenview Monaghan Ireland do hereby declare the nature of this invention to be as follows:—

Fig. 1. Front elevation of cartridge holder for right side (half actual size) to hold ammunition as follows:—

- (i) Five rounds singly in keepers A.
- (ii) Two clips holding five rounds each in two pockets B. B.
- (iii) Forty-five rounds in the pouch C.

The inside of the pouch can be fitted to hold the ammunition.

- 10 (a) In nine clips at right angles to the belt
- (b) In packets.
- (c) Loose.
- (d) A combination of (a) (b) and (c)

15 The pouch is closed with three flaps, fastened with studs, the centre flap overlapping the two outer ones, so that only part of the pouch need be opened at one time.

A piece is taken out at D and the leather sewn up, to make the cartridge holder sit near the body.

20 The upper end of the cartridge holder is buckled into the board buckle of the brace by the tab at E, passing under the running end of the brace which buckles over it.

Fig. 2. Back elevation of cartridge holder for left side (half actual size) shewing keepers F. F. through which the belt passes,

Fig. 3. Side elevation of cartridge holder (half actual size).

25 Fig. 4. Plan of back part of brace (half actual size). The buckle end G, passes through the D on back of belt and rear carriage of haversack.

Fig. 5. Plan of front part of brace (half actual size) shewing broad buckle H, for taking running end of brace and tab of cartridge holder.

30 The buckle end J. passes through the D on runner of belt and front carriage of haversack.

Fig. 6. To shew how haversacks are attached to the braces.


There are two haversacks, the whole equipment is put on or off in one motion, and the chest is perfectly free.

The equipment is adapted for the present British infantry waist-belt.

35 Dated this 23rd day of June 1903,

ARNOLD. R. BURROWES.
Captain, Royal Irish Fusiliers.

[Price 8d.]



Improvements in Cartridge Holders and in Equipments for use therewith.

COMPLETE SPECIFICATION.

“Improvements in Cartridge Holders and in Equipments for use therewith”

I ARNOLD. ROBINSON BURROWES Captain Royal Irish Fusiliers Glenview Monaghan Ireland do hereby declare the nature of this invention and in what manner the same is to be performed, to be particularly described and ascertained in and by the following statement:—

To be read in conjunction with the drawings left with the Provisional Specification. The scale of the drawings being half the actual size. 5

Two cartridge-holders, right and left, Fig 1 shews front elevation of cartridge-holder for right side, in which the cartridges are placed as follows:—

(i) 5 rounds singly in keepers A.

(ii) Two chargers holding 5 rounds each in two pockets B. B. 10

(iii) 45 rounds in chargers of 5 each in the pouch C (partitioned for that purpose) the chargers lie at right-angles to the belt.

The pouch is closed with three flaps, fastened by studs, the centre flap overlapping the two outer ones, so that only part of the pouch need be opened at one time. 15

A “V” shaped piece is taken out at D and the leather sewn up, to make the cartridge holder sit close to the body.

The upper end of the cartridge-holder is buckled into the broad buckle of the brace, by the tab E passing under the running end of the brace, which buckles over it. 20

The arrangement of the cartridge-holder for the left side is identical with that for the right side. Fig. 2. is the back elevation of cartridge-holder for left side shewing keepers F. F. through which the belt passes

Fig 3. is a side elevation of a cartridge-holder.

Fig. 4. is the rear part of brace. The buckle end G passes through the D 25 on rear carriage of haversack, and the D on back of belt.

Fig. 5. is the front part of brace shewing broad buckle H for taking running end of brace and tab of cartridge-holder.

The buckle end J passes through the D. on front carriage of haversack and D on runner of belt. 30

Fig. 6 shows how the haversacks, of which there are two, are attached to the braces.

The equipment is adapted for the present patterns of waistbelt, and can be made of either buff, brown, or black leather.

Having now particularly described and ascertained the nature of my said 35 invention and in what manner the same is to be performed I declare that what I claim is:—

1. A cartridge-holder consisting essentially of a piece of leather of the shape shown in Figs. 1 and 2 of the accompanying drawings and cut to adapt itself to the user's body, the under face having keepers to receive the wearer's belt 40 and the outer face having keepers for single cartridges, flap-covered pockets for chargers placed flat against the holder and a three-fold flap-covered partitioned pouch for holding other chargers at right angles to the holder, means being provided for holding the cartridge-holder to braces, haversack and belt substantially as hereinbefore described, 45

Improvements in Cartridge Holders and in Equipments for use therewith.

2. A combination of parts substantially as hereinbefore described and forming a cartridge-holder and equipment therefor.
3. The cartridge-holder and equipment therefor hereinbefore described.

Dated this 19th day of June 1904.

5

ARNOLD ROBINSON BURROWES.
Captain, Royal Irish Fusiliers,
Applicant.

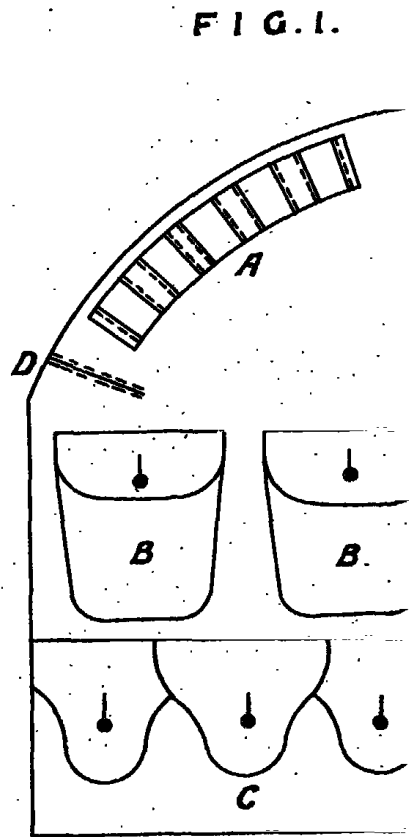
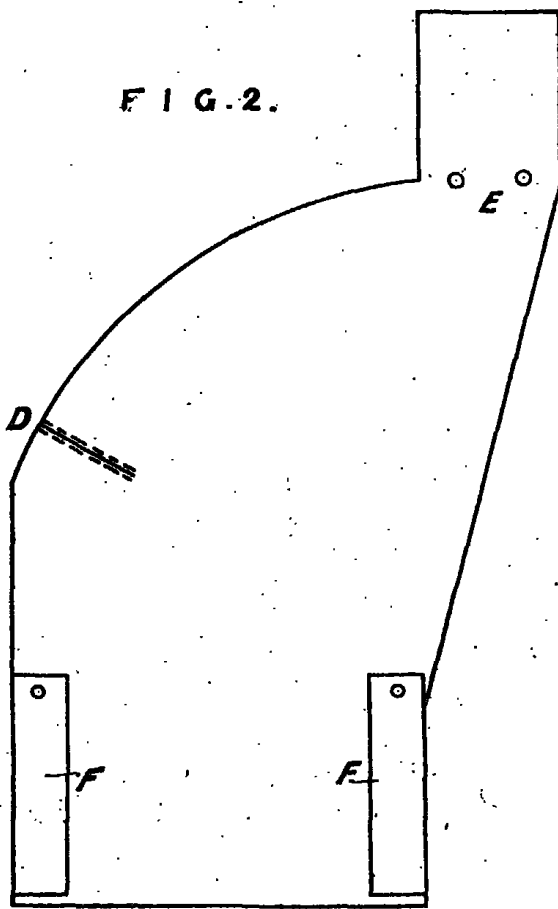




FIG. 4.

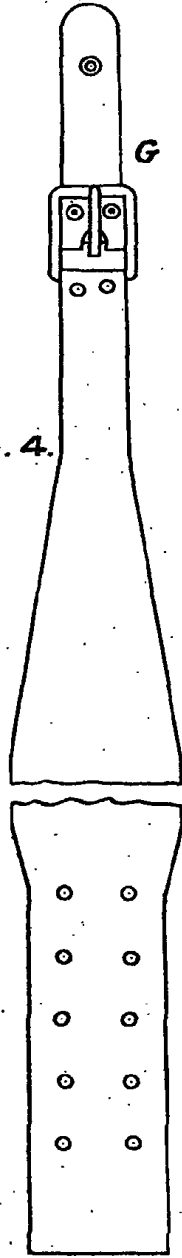


FIG. 5.

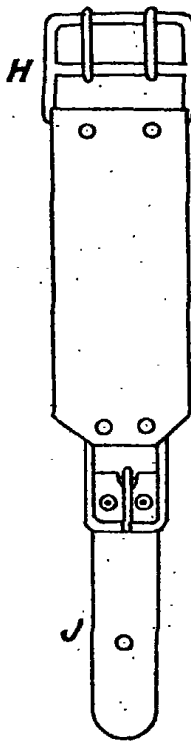


FIG. 6.

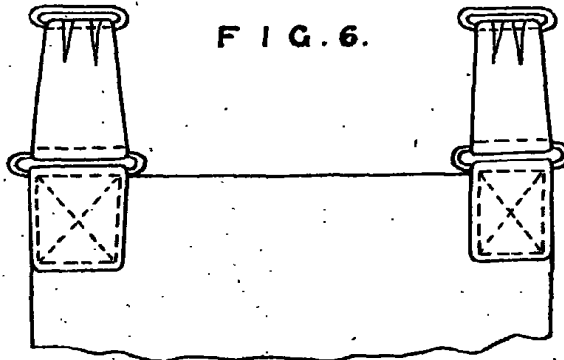
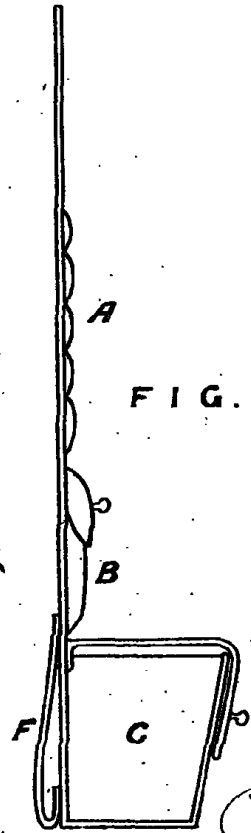


FIG. 3.



BIRMINGHAM
 FREE
 LIBRARY

[This Drawing is a reproduction of the Original on a reduced scale.]